

		3.0L 4x4 LS-E AT	3.0L 4x2 LS-E AT	RZ4E 4X2 LS-A MT	RZ4E 4X2 LS AT
ENGINE					
Model		4J13-TCX			RZ4E-TC
Type		4-cylinder in-line Blue power Diesel Engine with Turbo Intercooler			
Maximum Power	PS (kW) @ rpm	190(140) @ 3,600	150(110) @ 3,600		
Maximum Torque	N-m (kg-m) @ rpm	450(38.7) @ 1,800-2800	350(35.7) @ 1,800 - 2,600		
Displacement	cc	2,999	1,898		
Fuel Tank Capacity	Liters	80L Plastic with Roll Over Valve			
Fuel System		Common Rail Direct Injection			
Turbocharger		Electronic VGS Turbo			
DRIVETRAIN					
Model		AWR6B45-II	MVL-6Y	AWR6B45-II	
Transmission	Type	6 Speed Automatic Transmission with Sequential Shift		6 Speed Automatic Transmission with Sequential Shift	
	Shift Knob	Leather		Urethane	
4WD controls					
	Terrain Command Select Dial with Rough Terrain Mode Switch				
CHASSIS					
Steering Type					
		Rack and Pinion with Power Assist; Tilt and Telescopic			Rack and Pinion with Power Assist; Fixed
Brakes					
	Front	12.5-inch Ventilated Discs			
	Rear				
Suspension					
	Front	Double Wishbone Coil Spring with High Mounted Upper Control Arm and Stabilizer			
	Rear	Five-link coil Spring and Stabilizer Bar			
Wheels and Tires					
		265/50 R 20, Aluminum Alloy with Machine Finish	265/60 R 18, Dark Silver Aluminum Alloy	255/65 R 17 Silver Aluminum Alloy	
Spare wheel					
		265/60 R 18 Steel		255/65 R 17 Steel	
EXTERIOR					
Headlamps					
	Type	Arrow Signature Bi-LED			
	Leveling	Automatic		Manual	
	Daytime running light	LED type at headlamp			
	Follow me home headlamp	Equipped			
	Headlamp battery saver	Equipped			
	Auto-on/off	Equipped			
Fog lamps					
	Front	Equipped - LED			
	Rear				
Antenna					
		Front Center Roof Type			
Radiator Grille					
		Tungsten Silver & Chrome		Black & Gun Metallic	
Front Bumper					
		Body Color			
Side View Mirrors					
		Power Fold & Adjust, Body Color w/ Integrated Side Turn Lamp	Manual Fold, Power Adjust, Body Color w/ Integrated Side Turn Lamp	Manual Fold, Power Adjust, Material black	
Door Handles					
		Body Color			
Roof Rails					
		Equipped (Maximum load 100 kgs)			
Rear Spoiler					
		Equipped			
Rear combination lamp					
		Winglet Signature Rear Combination LED Tail Lamps with 3D dynamic design and Emergency Stop Signal			
Tail Gate					
	Power Tail Gate	Equipped			
INTERIOR					
Instrument Meters					
		Electroluminescent type with 4.2-inch Multi-information Display (MID)		Conventional 3.5" Monochrome Display	
Infotainment System					
		10.1-inch full touchscreen display with Apple car play and Android auto, Bluetooth connectivity, Aux-in and USB			
Navigation System					
		Equipped			
Speakers					
		8 - Speakers		6 - Speakers	
Steering Wheel					
	Material	Leather			
	LH	Audio + Phone + Voice control			
	RH	MID + Auto Cruise Switch + SAS + ACC Switch		MID	
Parking Brake					
		Electronic Parking brake			
Seats					
	1st Row	Driver: 8-Ways Power Adjust / Passenger: 4-Ways Manual Adjust; Adjustable Headrests	Driver: 6-Ways Manual Adjust / Passenger: 4-Ways Manual Adjust; Adjustable Headrests	Driver: 4-Ways Manual Adjust / Passenger: 4-Ways Manual Adjust	
	2nd row	60/40 Split Folding Bench Type with Cup Holders at Center Armrest and Three-Adjustable Headrests			
	3rd Row	50/50 Split Folding Bench Type with Two-Adjustable Headrests			
	Material	Leather - Black	Fabric - Black	Cloth - Black	
	Capacity	Seven			
Door Garnish					
		Gun Metallic		Medium Gray	
CONVENIENCE					
Air Conditioning System					
		Dual Zone Auto Climate Control with Pollen Filter		3-Dial Switch with Pollen Filter	
Sun Visor					
		With vanity mirror and light		With vanity mirror	
Rear Ventilation					
		Equipped			
Power Windows					
		Equipped with Driver Auto Up/Down, Jam protection		Equipped	
Power Door Locks					
		Equipped with speed sensing auto door locks			
Remote Car Lock System					
		FOB with Immobilizer, Remote Start Engine and Power	FOB with immobilizer	Remote Keyless Entry & Immobilizer	
Push Start/Stop					
		Equipped			
Charging Ports					
	12V Accessory Socket	Equipped			
	USB	Equipped			
	220V Accessory Socket	Equipped			
Walk away auto-door lock					
		Equipped			
Side Step Board					
		Equipped			
Tow Hooks					
		Three (Front x 2 / Rear x 1)			
Child Seat Tethers for Second Row					
		Equipped			

		3.0L 4x4 LS-E AT	3.0L 4x2 LS-E AT	3.0L 4x2 LS-A AT	RZ4E 4X2 LS-A MT	RZ4E 4X2 LS AT
CONVENIENCE						
Side Door Impact Beams						
		Equipped				
Engine Immobilizer						
		Equipped				
Child Proof Rear Door Locks						
		Equipped				
High Mount Stop Lamp						
		Equipped - LED Type in Tailgate				
Rear View Mirror						
		Equipped Day and Night Type				
Rear Defogger						
		Equipped with Timer				
Wipers						
	Front: Type	Equipped with Reversing Motor and Wet Wiper Design				Variable Intermittent
	Rain Sensing	Equipped				
	Rear	Equipped - Intermittent				
SAFETY						
Dual SRS Airbags						
		7 - position		2 - position		
Active Safety Features						
	Anti-lock Braking System (ABS)	Equipped				
	Electronic Brakeforce Distribution (EBD)	Equipped				
	Brake Assist (BA)	Equipped				
	Brake Override System (BOS)	Equipped				
	Electronic Stability Control (ESC)	Equipped				
	Traction Control System (TCS)	Equipped				
	Hill Start Assist (HSA)	Equipped				
	Hill Decent Control (HDC)	Equipped				
Seatbelts						
	1st Row	Emergency Locking Retractor (ELR), Shoulder Adjust with Pre-tensioner and Load Limiter x 2				
	2nd row	Emergency Locking Retractor (ELR) x 3				
	3rd Row	Emergency Locking Retractor (ELR) x 2				
Under Body Protection						
	Front Skid Plate	Equipped				
	Oil Pan Guard	Equipped				
	Fuel Tank Protector	Equipped				
	Transfer Protector	Equipped				
Advanced Driver Assist System (ADAS)						
		Equipped				
Parking Aid						
	Rear	4-eye				
	Reverse Camera	Equipped				

		3.0L 4x4 LS-E AT	3.0L 4x2 LS-E AT	3.0L 4x2 LS-A AT	RZ4E 4X2 LS-A MT	RZ4E 4X2 LS AT
DIMENSIONS						
Overall L x W x H	mm	4,850 x 1,870 x 1,825				4,850 x 1,870 x 1,815
Wheelbase	mm	2,855				
Ground Clearance	mm	235				
Gross Vehicle Weight	kg	2,800	2,700		230	

BODY COLOR AVAILABLE:

Marakesh Brown 3.0L 4x4 LS-E AT & 3.0L 4x2 LS-E AT	Satin Pearl White 3.0L 4x2 LS-A AT & 3.0L 4x2 LS-A AT	Onyx Black 3.0L 4x2 LS-A AT & RZ4E 4x2 LS AT	Mercury Silver 3.0L 4x2 LS-A AT & RZ4E 4x2 LS AT	Splash White RZ4E 4x2 LS-A MT & RZ4E 4x2 LS AT

DEALERSHIP

Updated on October 2022

Isuzu Philippines Corporation reserves the right to change features and specifications without prior notice. Details, description, and illustrations are for information purposes only and may vary from actual units.

/isuzuphilippines
 @isuzuphil
 isuzuphil
 www.isuzuphil.com

Isuzu Philippines Corporation | 114 Technology Avenue, Laguna Technopark, Phase II Binan, Laguna 4024 Philippines | Tel No. (049) 541-0224 to 26 / 7-7757-6070



ISUZU

MU-X

TAKE THE LEAD

ISUZU
Your responsible partner



ROBUST and EXCLUSIVE

It takes strength and spirit to begin a new journey, where every path is full of new challenges.


The ISUZU mu-X, the elegant and capable utility vehicle with distinctive design and performance.


Engineered under the concept “**Robust and Exclusive**”, the ISUZU mu-X has been designed for excellence in both performance and style.

Robust represents ISUZU’s identity as an expert in engineering tough, powerful and reliable vehicles to assure your confidence driving in any circumstance, while **Exclusive** represents an excellent design that balances styling, versatility and comfort together with advanced safety features and state-of-the-art equipment to ensure the pleasure of ownership.

Now you can go out and let your adventurous spirit take you wherever your heart desires. Make every ride a sensational journey. And take pride in your exclusive experience like no others.

To take the lead, it must have a solid legacy to back its reputation, it should be equipped with performance capabilities and the latest safety technology, Luxurious interiors and features that go above and beyond the average necessities.





[A] **World Cross Flow Front Grille** uniquely designed with emphasis on texture and color contrasts to enhance the powerful and sporty appearance.

[B] **Arrow Signature Bi-LED Headlamps with Daytime Running Lights** provide wide and powerful light, with a captivating look from every angle.

[C] **Winglet Signature Rear Combination LED Tail Lamps**, with 3D dynamic designs, create a sense of depth to convey high quality.

[D] **Stylish Alloy Wheels** enhance a sensational and dynamic look.

[E] **Power Tailgate with Jam protection** enables easier and safer luggages loading. Opening and Closing of the tailgate can be achieved by pressing the tailgate button on the remote control.

[F] **Remote Engine Start** allows you to start the engine and pre-cool the interior before getting in the vehicle.



EMOTIONAL and SOLID

Uniquely designed under the concept of “Emotional and Solid”, the ISUZU mu-X reflects its distinct identity through the strong yet luxurious looks that creates the pleasure of ownership, and the excitement to keep driving to explore new horizons.

The crafted design of the ISUZU mu-X is stylishly reflected in all aspects. Every detail is all about achieving perfection - from the combination of premium materials, to the contrasting texture and color that create a whole new level of elegance. The upper body expresses the feeling of exciting acceleration through a dynamic speed line, while the lower body’s solid statement represents self-confidence and strength.

Besides the sense of styling, ISUZU mu-X’s design also comes with improvements of functional benefits, including an aerodynamic body which not only adds up to a sleek look, but also reduces fuel consumption and wind noise, the stylishly designed Roof Rail with increased load capacity, and the wider Sidestep, which enables easier entry and exit.

Take a ride of pride in this masterpiece of design that will drive your satisfaction to the fullest. Be it on-road or off-road, the ISUZU mu-X will let you lead the way.

SOPHISTICATION in STYLE

The ISUZU mu-X's interior is elaborately created with **Fine, Rich & Impressive Craftsmanship**, which is reflected through the **exquisite selection of high quality materials that bring pleasure not only to your eyes, but also to your touches and senses. From the seamless design of front and center consoles that forms an elegant T-shape look, the refinement of bolster seats from surfaces to stitches and many more details to embrace you with elevated contentment.**

The ISUZU mu-X also provides convenience for all users by combining luxury, performance and ISUZU's legacy as its three core elements.

Every inch of the exterior design shouts luxury, from the Isuzu LED lighting at the front, to the power tailgate at the back. Inside the sharp slope of the instrument panel makes for an exciting interplay with the dominant features. By emphasizing the car's width, it gives the impression of a powerful, outspread wing.

Drive, relax, and let the luxurious comfort from ISUZU mu-X embrace you throughout the journey.



Improved Gear Lever designed to comfortably fit in the driver's hand for more fun and excitement feeling when shifting gear.



Multi-function Steering Wheel with Tilt and Telescopic function are ergonomically designed for convenience of driving and intuitive features control.



Dual Zone Auto-Climature Control allows individualized temperature adjustments with two separated evaporator units ensure desirable coolness throughout the cabin.



10.1" Infotainment System with Android Auto, Apple CarPlay and off-line navigation system.

INTELLIGENT ENGINEERING

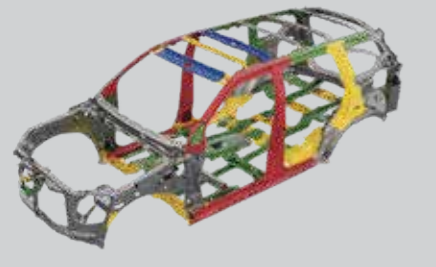
When Isuzu began building Japan's first vehicle in 1918, Isuzu also began building a worldwide reputation for quality and value. We take pride in our evolving vehicles to look into the future. Using a highly advanced powerful engine that is controlled by the properly engineered steering and geometric design suspension.

Built upon the legacy of ISUZU's world renowned diesel engineering, the ISUZU mu-X comes with a powerful and reliable engine.


The improved engine delivers superior performance from its substantial enhancement of higher torque at low rpm, boosted turbo charger, precise fuel injection, and less engine noise, allowing you to go further - whether in a city commute or an outdoor trip, with more confidence. Also, the latest emission standards approved and impressive fuel efficiency makes your journey with the ISUZU mu-X even more satisfying.

The durability of ISUZU is not limited only to its diesel engine. The advanced platform which includes the rigid body structure, newly developed front and rear suspensions, and a stronger chassis with new cabin mount type also assure better stability in performance with an uncompromising spirit of fun-to-drive whenever on the road.


It's time to unleash your power, and take a bold step towards extraordinary drive force.



Ultra-High Tensile body structure is lightweight yet possess outstanding strength.



Double Wishbone Front Suspension with high mount suspension control arm improves cornering ability for consistent driving comfort.



Multi 5-link Rear Suspension optimizes stability by re-allocating the lateral link position to a higher roll center.



Larger Chassis Side Rails with increased inner side rail reinforcement allows 23% increase in torsional rigidity.



ISUZU 4JJ3 3.0L Engine with Max Power 190PS @ 3600 rpm / Max Torque 450 Nm @ 1,600 - 2,600 rpm

MORE to EXPLORE

As a true off-road vehicle, The ISUZU mu-X is built tougher and wilder than ever. With 4WD performance enhanced to maximum capability, you can explore beyond boundaries, no matter how tough the roads or how rough the terrain.

The impressive performance of the ISUZU mu-X has been developed in several aspects, including the improved 4x4 angles, higher ground clearance, turning radius as small as 5.7m, with underbody protection to raise your confidence while overcoming difficulties.

In addition, the bigger 80L fuel tank enables long and boundless journeys, with improved fuel efficiency to make your ride even more satisfying.

From now on, your call for excitement will be answered and your craving for adventure will be fulfilled experiencing the excellent performance of the ISUZU mu-X.

As a true off-road vehicle, The ISUZU mu-X is built tougher and

[A] Rough Terrain Mode enhances driving performance on rough and tough road conditions.

[B] 4WD shift-on-the-fly allows quick and easy switching between 2WD and 4WD drive modes.

[C] Improved Fuel Efficiency allows for further and boundless journeys.

[D] 800mm Wading Depth increases confidence when driving across floods or streams.



INNOVATED CONVENIENCE

When it comes to smart and convenient life on the go, the ISUZU mu-X always makes a statement.

The wide and spacious cabin comes with comfortable seating for 7 people, which enable adjustments in various patterns including Fold Flat to allow maximum luggage loading. The second and third row seats are wider and more reclinable for extra comfort on a long journey. The significantly increased distance between the door trailing edge and the users' face allows easier entry and exit. Also, Infrared and UV Cut windshield protects the driver and passengers from harmful rays, and Rain Sensing Wipers help detect liquid and clean the windshield when needed, so you can enjoy every ride with unlimited satisfaction.

The ISUZU mu-X also comes fully-equipped with a wide-range of innovative technologies to assure you of superior comfort and convenience on any trip.



The Second and Third Row Seats Adjustment Capabilities allow more cargo space for enhanced flexibility to suit all lifestyles.



8-way Adjustable Driver's Power Seat with Lumbar Support provides the perfect posture of the driver.



Electronic Parking Brake with Auto Brake Hold provides more convenience while driving in city traffic.



Follow Me Home keeps the headlamps on for 30 seconds after the engine is turned off.



Walk Away Auto Lock automatically locks the door when you are 3 meters away from the vehicle.



Welcome Light lights up the cabin when approaching the vehicle within a distance of 2 meters.

ADAS

ADVANCED DRIVER ASSIST SYSTEM


The ISUZU mu-X's latest Advanced Driver Assist Systems (ADAS) which features Smart DUO Camera and Rear Radars, provide better protection and prevention from possible dangerous incidents. The cutting-edge safety technologies enhance accurate detection of front and rear objects, and calculate and notify the driver with visual and audio alerts to avoid accidents.

Moreover, the ISUZU mu-X achieved a 5-star ASEAN NCAP rating and supported by the highly advanced Driver Assist system complete with the active and passive safety features.

Now you can be assured of the fullest protection whenever, and wherever you go.



- **7 SRS Airbags** maximize safety for all passengers.



- **Strong Cabin Structure** provides improved protection for all passengers.



- **Additional Rear Cross Member** increases occupant protection in case of side or rear collisions.



- **Bigger Brake Unit** reduces brake noise, improves brake feel and service life.



SMART
DUO CAM



PRE CRASH SAFETY

PRE CRASH SAFETY

- **Forward Collision Warning (FCW)** warns the driver if front collision is likely to occur, with **Autonomous Emergency Braking (AEB)** automatically stopping the car if there is no drivers' intervention.
- **Turn Assist (TA)** automatically brakes the vehicle if another vehicle is detected coming towards you while turning.
- **Pedal mis-application mitigation** automatically cuts off the engine when the accelerator is mistakenly engaged.



REAR & SIDE ASSIST

REAR & SIDE ASSIST

- **Blind Spot Monitoring (BSM)** alerts the driver when another vehicle is in the blind spot.
- **Rear Cross Traffic Alert (RCTA)** detects vehicles or pedestrian approaching in the rear and alerts the driver while reversing the car.

POST CRASH SAFETY

- **Multi-Collision Brake (MCB)** automatically stops the vehicle from moving in the event after a collision to reduce the risk of multiple collisions.



LANE SUPPORT

LANE SUPPORT

- **Lane Departure Warning (LDW)** alerts the driver when the vehicle appears to be crossing lanes unintentionally.



SPEED ASSIST

SPEED ASSIST

- **Adaptive Cruise Control with Stop & Go (ACC)** will automatically adapt your speed to the same level with the vehicle in front, with Stop and Go function allowing automatic complete stop and continue.

HEADLAMP CONTROL

- **Automatic High Beam (AHB)** automatically switches from high to low beam when detecting preceding or oncoming vehicles.